

TOWN OF NORTHUMBERLAND HIGHWAY DEPARTMENT
DRIVEWAY CONSTRUCTION PERMIT

Date: _____

Permit #: _____

SBL#: _____

Application is hereby made for a permit pursuant to Local Law #1 of 1997 to construct a driveway connection within the Right of Way of a Town Highway. Approval of this permit is contingent on the approval of all other agencies involved in this project.

APPLICANT: Name: _____ Phone#: _____

Address: _____

PERMIT LOCATION: TOWN ROAD NAME _____

Circle one: (N) (S) (E) (W) Side of Road _____ Feet or _____ Miles (N) (S) (E) (W) From

(Nearest intersection or landmark)

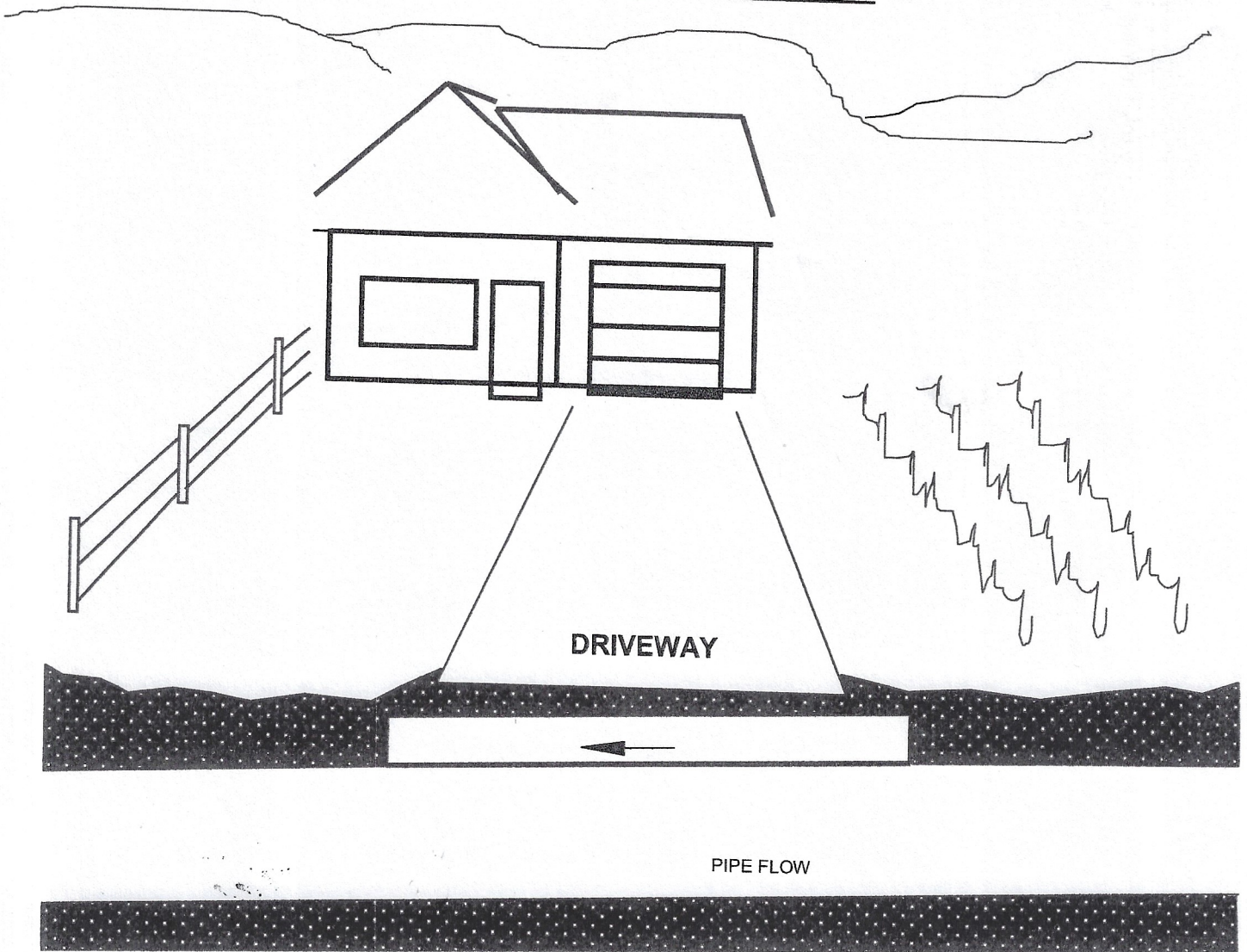
Number of Driveways Requested _____ Width _____

GENERAL REQUIREMENTS

1. The connection shall be in accordance with the requirements listed here in on plan (STANDARD DRIVEWAY DITCH CROSSING", (2nd page). Attached hereto and made a part of and all special requirements shown on or attached to "PERMIT".
2. The applicant shall furnish all materials and bear all cost of construction within the Town Highway Right of Way and all work done and material used shall meet the requirements of the Town of Northumberland Highway Department.
3. No alteration or addition shall be made to any driveway without first securing a new permit from the Town.
4. The angle of the driveway with respect to the highway pavement shall not be less than 45°
5. No new driveway will be permitted within 50' of an intersection.
6. No new driveway will be permitted at a location where the face of site distance in either direction along the highway is a hazard.
7. Residential driveway entrance shall be a maximum of 20' wide. Alterations to the general requirements are at the discretion of the Highway Superintendent.
8. COMMERCIAL DRIVEWAYS shall be a maximum of 50' wide for a single combined entrance and exit, or a minimum of 30' each when two separate entrances are permitted. No more than two entrances from one highway to a single commercial establishment shall be permitted. Application for a commercial entrance shall include a fully dimensioned plan of the proposed driveway showing drainage. Any alterations to the general requirements are at the discretion of the Highway Superintendent.

\$40.00 Cash / Check # _____ Date: _____ Collected by: _____

STANDARD DRIVEWAY DITCH CROSSING



1. Pipe must be not less than 12 inches inside diameter with a minimum length of 20 ft. and be of either reinforced concrete, corrugated metal or high density smooth interior corrugated polyethylene pipe (no substitutes).
2. Pipe shall be placed so that inside flow line of pipe is at bottom of ditch and sloped true to ditch grade, maintaining free and unobstructed flow.
3. Highway shoulder must not be altered.
4. Any rise in driveway shall occur on the back-slope of ditch line so that drainage from driveway will flow into the ditch and not into the highway.

CROSS SECTION

COUNTY ROAD
CENTERLINE

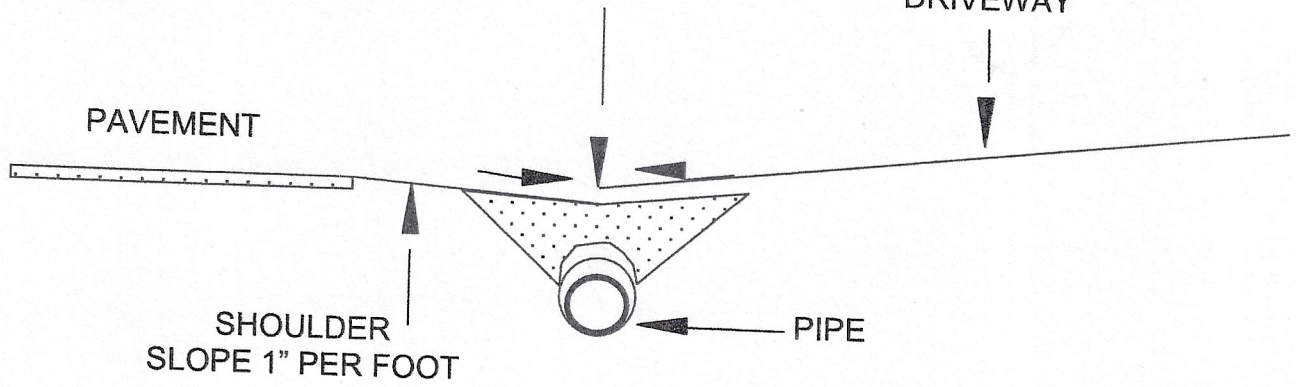
PAVEMENT

DITCH

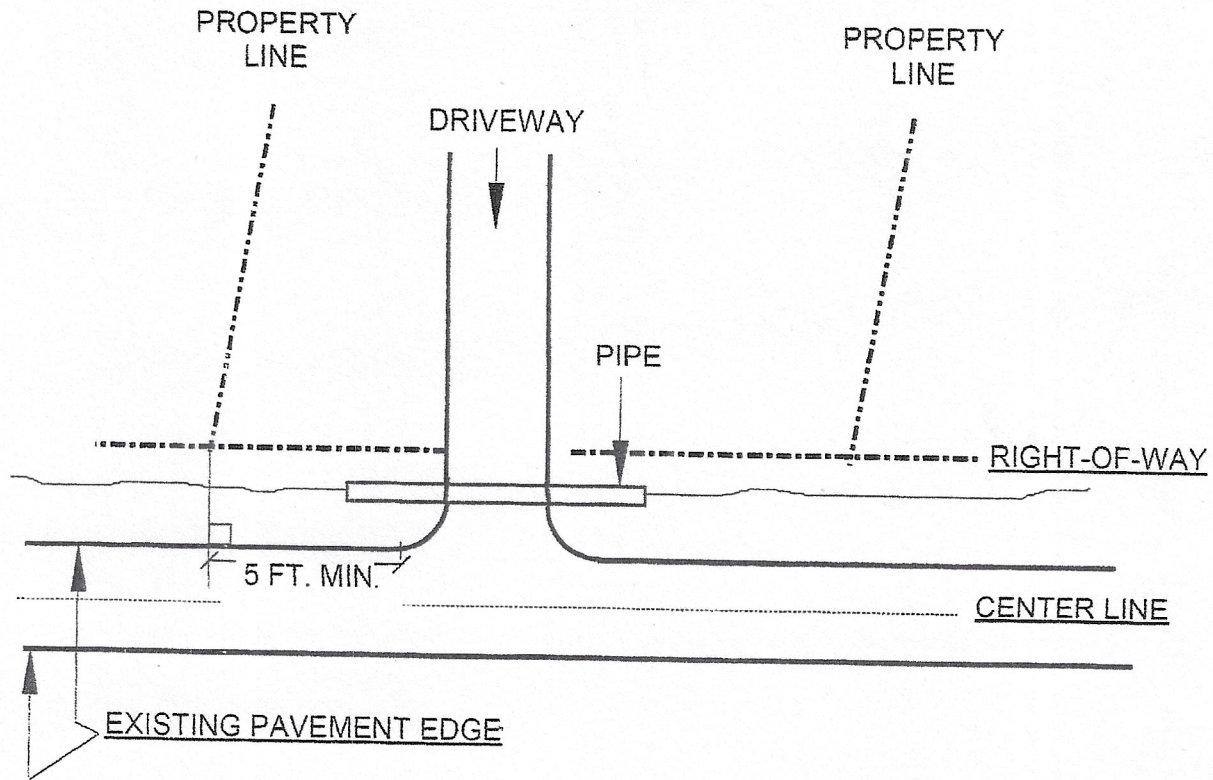
DRIVEWAY

SHOULDER
SLOPE 1" PER FOOT

PIPE



TYPICAL RESIDENTIAL DRIVEWAY



NOTE:

1. Residential driveway entrance maximum of 20' wide.
2. Minimum of 5 feet between property line and starting radius of driveway.
3. A sketch of the proposed driveway shall be submitted with each permit application.
4. See Standard Driveway Ditch Crossing Diagram attached.

DRIVEWAY CONSTRUCTION PERMIT TONW OF NORTHUMBERLAND HIGHWAY DEPARTMENT

Permission is hereby granted to the applicant to construct a driveway ditch crossing at the location described on page 1 in full conformance with the requirements set forth herein and attached hereto.

(Attachments designated) Standard Driveway Ditch Crossing Diagram and Diveway Construction Permit General Requirements.

Date: _____

Dave Coffinger, Highway Superintendent

**Note: A stake with flagging must be placed at the proposed driveway entrance to identify the location for inspection.